ADFLEX 2216

Flexible LED strip system

Key features

- Operating voltage (V): 12V or 24V DC
- Beam angle: 120 degree
- Driver type: Constant voltage
- Operating temperature (range): -20° to 60°C
- CRI:>90
- IP rating: IP20
- High R9 value
- Variable cut points

Suitable for:

- Header / graphic illumination
- Cabinet
- Refrigeration
- Wall washers
- Canopy lighting
- Hotels
- Office

Product information and code selector

Product code	Voltage (V)	LEDs p/metre	Wattage (W)	Colour (K)	Lumens / metre (lm/m)	LED efficiency (lm/W)	Cut point (mm)
AF2216-12-60-30	12	60	4.8	3000	384	80	50
AF2216-12-60-40	12	60	4.8	4000	408	85	50
AF2216-12-60-60	12	60	4.8	6000	417	87	50
AF2216-12-120-30	12	120	9.6	3000	768	80	25
AF2216-12-120-40	12	120	9.6	4000	816	85	25
AF2216-12-120-60	12	120	9.6	6000	816	85	25
AF2216-12-180-30	12	180	14.4	3000	1152	80	16.67
AF2216-12-180-40	12	180	14.4	4000	1180	82	16.67
AF2216-12-180-40	12	180	14.4	6000	1180	82	16.67
AF2216-12-240-30	12	240	19.2	3000	1497	78	12.5
AF2216-12-240-40	12	240	19.2	4000	1536	80	12.5
AF2216-12-240-60	12	240	19.2	6000	1574	82	12.5
AF2216-24-70-30	24	70	4.8	3000	456	95	100
AF2216-24-70-40	24	70	4.8	4000	504	102	100
AF2216-24-70-60	24	70	4.8	6000	504	102	100
AF2216-24-140-30	24	140	9.6	3000	912	95	50
AF2216-24-140-40	24	140	9.6	4000	960	100	50
AF2216-24-140-60	24	140	9.6	6000	979	102	50
AF2216-24-210-30	24	210	14.4	3000	1368	95	33.33
AF2216-24-210-40	24	210	14.4	4000	1468	102	33.33
AF2216-24-210-60	24	210	14.4	6000	1468	102	33.33
AF2216-24-280-30	24	280	19.2	3000	1748	91	25
AF2216-24-280-40	24	280	19.2	4000	1844	96	25
AF2216-24-280-60	24	280	19.2	6000	1901	99	25

November 2018. Issue 1.

Accessories

10 way XH distribution block 10A

Power lead



Snappy connector

Product codes

Product code	Description
PLU549-10A	XH 10 way distribution block
ADVFLEX-LV-PWR-500	Low voltage power lead, 500mm
ADVFLEX-LV-PWR-1000	Low voltage power lead, 1000mm
ADVFLEX-LV-PWR-2000	Low voltage power lead, 2000mm
ADVFLEX-LV-CON	Low voltage snappy flexi connector

Aluminium extrusions



Slim



Recessed



Standard

Product codes

2 metre - aluminium extrusion

Product code	Description
ADVALU-YM-SLI-CL	2 metre slim aluminium extrusion, clear lens
ADVALU-YM-SLI-OP	2 metre slim aluminium extrusion, opal lens
ADVALU-YM-STD-CL	2 metre standard aluminium extrusion, clear lens
ADVALU-YM-STD-OP	2 metre standard aluminium extrusion, opal lens
ADVALU-YM-REC-CL	2 metre recessed aluminium extrusion, clear lens
ADVALU-YM-REC-OP	2 metre recessed aluminium extrusion, opal lens

End caps and mounting clips

Product code	Description
ADVALU-YM-SLI-CAP	End cap for slim aluminium profile
ADVALU-YM-STD-CAP	End cap for standard aluminium profile
ADVALU-YM-REC-CAP	End cap for recessed aluminium profile
ADVALU-YM-CLI	Mounting clip for all aluminium profiles

LED constant voltage driver

12V & 24V options

A compact constant voltage LED driver designed for use in a range of applications.

Features include:

- Power factor at full load: >0.97
- Short-circuit protection: electronic
- Overload protection: reversible
- Protection against 'no load' operation
- Degree of protection: IP20
- Operating ambient temperature: -20 to 45°C
- Operating hours: 30,000

Product codes

	Product code	Description	Power output (W)	Mains voltage (V)	Output voltage (V)	Efficiency at full load % (230V)
ADF1	**DRI-ADV-VS-A20-12**	20W, constant voltage 12V driver	20	220 - 240	12	83
ADF2	**DRI-ADV-VS-A60-12**	60W, constant voltage 12V driver	60	220 - 240	12	88

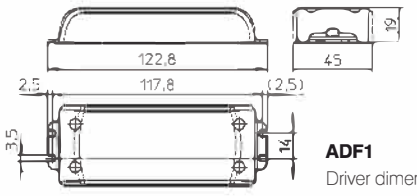

ADF1
Driver dimensions

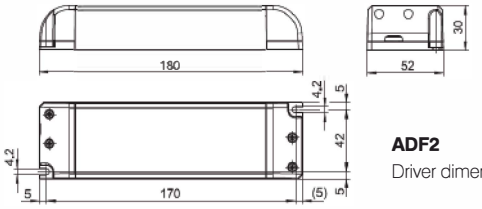

ADF2
Driver dimensions

	Product code	Description	Power output (W)	Mains voltage (V)	Output voltage (V)	Efficiency at full load % (230V)
ADF3	**DRI-ADV-VS-A30-24**	30W, constant voltage 24V driver	30	220 - 240	24	85
ADF2	**DRI-ADV-VS-A60-24**	60W, constant voltage 24V driver	60	220 - 240	24	87
ADF2	**DRI-ADV-VS-A75-24**	75W, constant voltage 24V driver	75	220 - 240	24	88

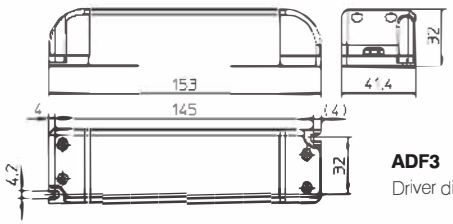

ADF3
Driver dimensions

Installation instructions

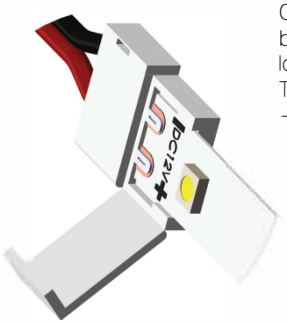

Connect LED tape to the power by sliding in and ensuring that it locates under the two metal tabs. The RED wire must align with the + on the LED tape.

Attach lengths of LED tape together by sliding in and ensuring they locate under the two metal tabs. Make sure + and + align as in the image.

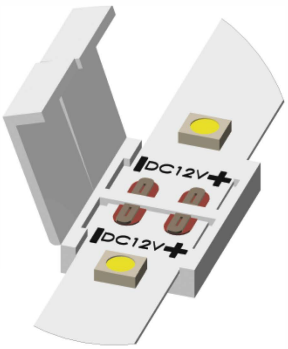

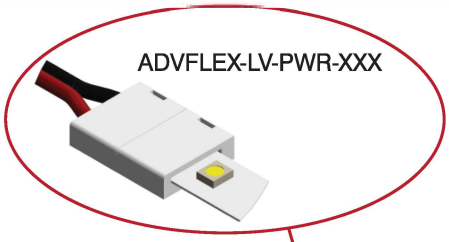



Driver can be supplied with the:
(A) LED connector attached or
(B) 10 output connector block for multiple LED lengths in different places

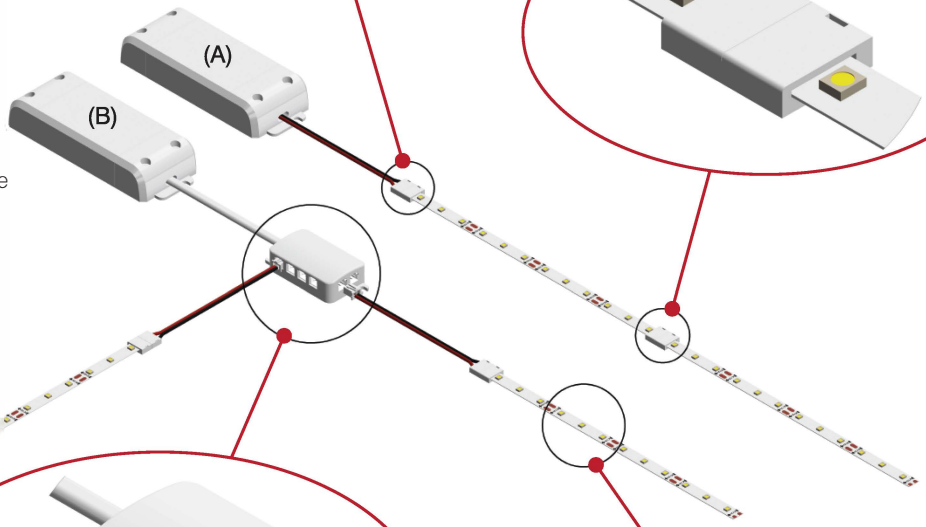

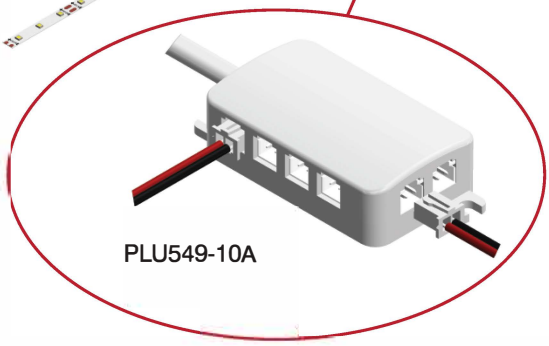

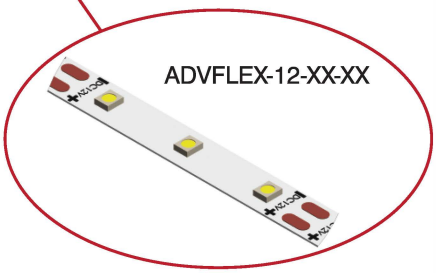

To use the 10 way low voltage connector block please order the ADVFLEX-LV-PWR lead with XH connectors. These plug straight into the connector block.

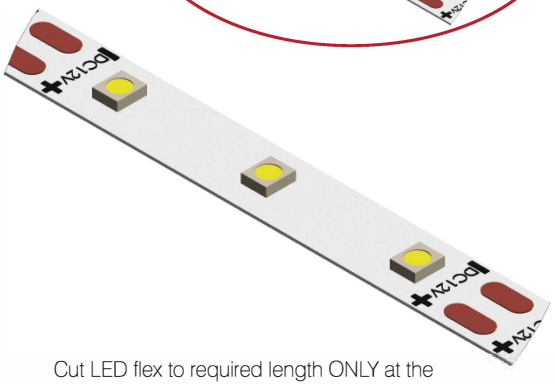

Cut LED flex to required length ONLY at the marked cut points using sharp scissors.

Safety notes

- Disconnect mains power before working on the system
- Ensure the driver voltage (12V or 24V) matches the LED tape
- The total wattage of the LED tape must not exceed the driver wattage
- Driver must be wired to the mains supply by qualified personnel only
- For indoor use only in dry areas
- Do not use if parts are damaged in any way

Advance International Ltd, 1 Lowman Way, Hilton Business Park, Hilton, Derby, DE65 5LJ

Get in touch

+ 44(0)1332 865777
sales@adv.uk.com
www.advancelighting.co.uk

Advance International Ltd
1 Lowman Way
Hilton Business Park
Hilton
Derby
DE65 5LJ

advance
LED lighting solutions