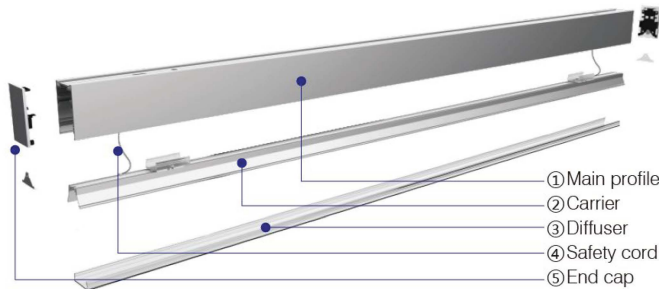



Linear modular system LC

i Key features

- Linear profile system
- Simple assembly and installation
- Length option: 1200mm, 1800mm, 2500mm
- Dimmable
- PC diffuser: 95°
- Anti glare: 65°
- Custom colours available
- Mounting options: Surface, recessed, suspended or wall mounted



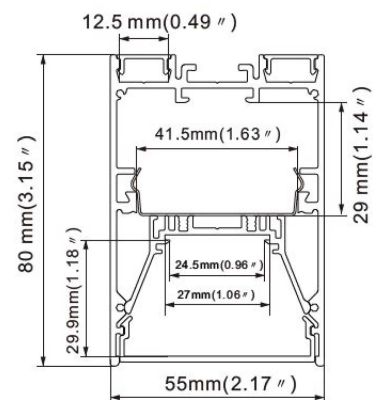
Product information and code selector

Plain diffuser

Product code	Length (mm)	Code	Kelvin (K)	Code	CRI	Code	Colour	Code	Control	Code
LC1	1200	12	3000	30	80	80	White	WH	Non Dim	ND
	1800	18	4000	40	90	90	Black	BL	Analogue	AN
	2500	25	6000	60			Silver	SL	Phase	PH

Anti glare









Product code	Length (mm)	Code	Kelvin (K)	Code	CRI	Code	Colour	Code	Control	Code
LC2	1200	12	3000	30	80	80	White	WH	Non Dim	ND
	1800	18	4000	40	90	90	Black	BL	Analogue	AN
	2500	25	6000	60			Silver	SL	Phase	PH



Code builder example : **LC1 12 30 80 WH ND**

LC1 – Linear modular LC1 Plain diffuser. 12 = 1200mm. 30 = 3000K. 80 = 80 CRI. WH = White. ND = Non Dim.

Linear modular system LC

EC 55 S		End cap
CDL 55S		Corner - down / bottom lit
CEL 55 S		Corner - edge lit
CIL 55 S		Corner - inside lit
TX 55 S		T section
CX 55 S		Cross section
PB 55 S		Pendant suspension kit inc. ceiling cup
PT 55 S		Pendant suspension kit