

Pendant PBA, PBB & PBC

LED pendant

i Key features

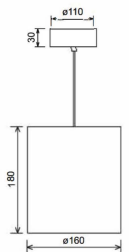
- Material: Aluminium
- Nominal lumens: 1800lm to 4100lm
- CCT: 2700K, 3000K, 4000K
- Beam angle: 15° - 60°
- 50,000 hours
- Warranty: 5 years
- Colour: White
- Control: DALI, Analogue, Phase



Product information and code selector

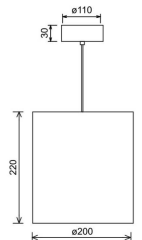
Ø160 - PBA

Product code	COB	Code	Nominal lumens (lm)	Code	Kelvin (K)	Code	CRI	Code	Beam angle	Code	Colour	Code	Control	Code
PBA	Cree	CR	1800	18	2700	27	80	80	15°	15	White	WH	Non Dim DALI Analogue Phase	ND
					3000	30			30°	30				DL
					4000	40			40°	40				AN
									55°	55				PH



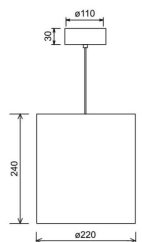
Ø200 - PBB

Product code	COB	Code	Nominal lumens (lm)	Code	Kelvin (K)	Code	CRI	Code	Beam angle	Code	Colour	Code	Control	Code
PBB	Cree	CR	2300	23	2700	27	80	80	15°	15	White	WH	Non Dim DALI Analogue Phase	ND
					3000	30			30°	30				DL
					4000	40			45°	45				AN
									60°	60				PH



Ø220 - PBC

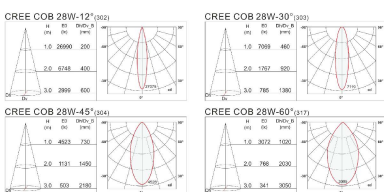
Product code	COB	Code	Nominal lumens (lm)	Code	Kelvin (K)	Code	CRI	Code	Beam angle	Code	Colour	Code	Control	Code
PBC	Cree	CR	3400	34	2700	27	80	80	15°	15	White	WH	Non Dim DALI Analogue Phase	ND
					4100	41			30°	30				DL
									45°	45				AN
									60°	60				PH



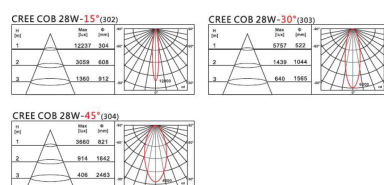
Code builder example : PBA CR 18 27 80 15 WH ND

(PBA = Pendant PBA, CR = Cree chip 18 = 1800lm, 27 = 2700K, 15° = 15 deg, WH = White, ND = Non Dim.)

Ø160 - PBA



Ø200 - PBB



Ø220 - PBC

